



Proporcionando al mundo del retail
exhibición abierta segura, que
animan la interacción del cliente

ProTrack Hold Down

Protector de laptops seguro mientras promueve ventas

El ProTrack Hold Down es un delgado y delicado sistema que protege laptops en una exhibición o despliegue abierto. Este nuevo diseño permite al consumidor total acceso a todos los controles de las Laptops. La barra de aluminio es firmemente conectada al tablero creando una base permitiendo asegurar multiples laptops. Este sistema de barra deslizante provee libertad para una fácil reposición de la mercadería o alterar el número de productos en exhibición. El exclusivo montaje asegura a cada

Laptop con una barra de aluminio previniendo movimiento por personal no autorizado. Nuestros diferentes tamaños de barras se acomodan a todo tamaño de laptops El FrontGrip totalmente ajustable puede ser colocado para bloquear lectores de CD o DVD y compartimiento de batería si la tienda no permite acceso al cliente. Este sistema es mecanico pero puede ser usado en conjunto con un sistema electrónico para seguridad adicional.



Características

- Diseño moderno y transparente
- Concepto de fleje deslizante
- Componentes ajustables
- Tornillo de fijación especial
- Mínima cantidad de componentes
- Resistente simple construcción

Ventajas

- Rápida y conveniente reposición
- Acomoda todo tipo de Laptop
- Total accesibilidad al producto
- Sumamente discreto
- Reduce tiempo y trabajo del personal
- Exhibidor siempre organizado



Protrack Hold Down SPECIFICATIONS

TRACK:

Length47.5" (120.65cm)
 Height0.5" (12.7cm)
 Width3.52" (8.89cm)
 Weight2.9 lbs (1.3kg)

SCREENBAR:

Extra Small 0.282 lb.
 Small 0.3525 lb.
 Medium 0.3915 lb.
 Large 0.432 lb.
 Extra Large 0.4775 lb.

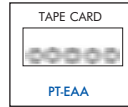
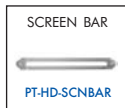

ITEM:

MATERIAL:

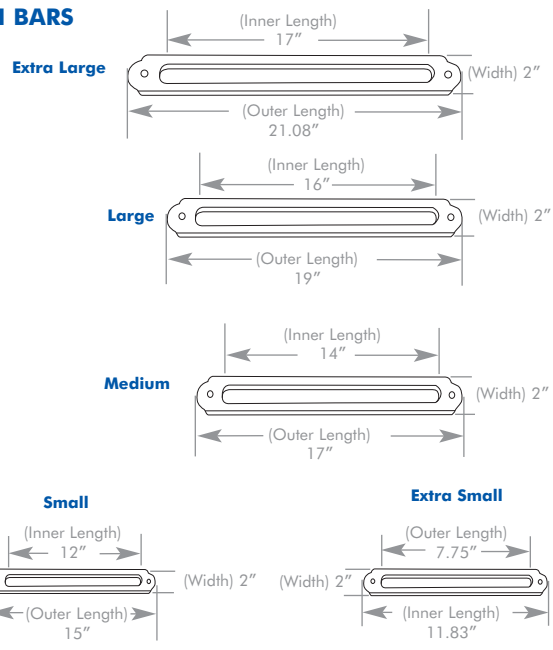
FINISH:

Screen Bar Plastic Clear
 Track Aluminum Clear Anodize

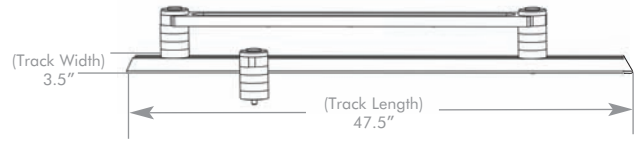
PROTRACK HARDWARE:



SCREEN BARS



FRONT VIEW



For more information on Screen Bar sizes contact your Customer Fulfillment Representative.

PART#	DESCRIPTION	INCLUDED PARTS
PT-HD-TRK-REPL	Replacement track hardware	5 Bearing Plates, 1 Instruction, 5 Screws
PT-HD-ASY-C	Replacement Hold Down hardware	1 Bearing Plate, 2 Retaining Nuts, 3 Screws, 1 Alcohol Pad, 1 Electronic Attach-All Tape, 1 Instruction, 1 Front Grip, 12 Spacers, 3 Top Caps, 3 Screw Covers
PTHD-ASY-SM-C	ProTrack hardware with small screen bar	1 Small screen bar, 1 Bearing Plate, 2 Retaining Nuts, 3 Screws, 1 Alcohol Pad, 1 Electronic Attach-All Tape, 1 Instruction, 1 Front Grip, 12 Spacers, 3 Top Caps, 3 Screw Covers
PTHD-ASY-XSM-C	ProTrack hardware with extra small screen bar	1 Extra small screen bar, 1 Bearing Plate, 2 Retaining Nuts, 3 Screws, 1 Alcohol Pad, 1 Electronic Attach-All Tape, 1 Instruction, 1 Front Grip, 12 Spacers, 3 Top Caps, 3 Screw Covers
PTHD-ASY-MD-C	ProTrack hardware with medium screen bar	1 Medium screen bar, 1 Bearing Plate, 2 Retaining Nuts, 3 Screws, 1 Alcohol Pad, 1 Electronic Attach-All Tape, 1 Instruction, 1 Front Grip, 12 Spacers, 3 Top Caps, 3 Screw Covers
PTHD-ASY-LG-C	ProTrack hardware with large screen bar	1 Large screen bar, 1 Bearing Plate, 2 Retaining Nuts, 3 Screws, 1 Alcohol Pad, 1 Electronic Attach-All Tape, 1 Instruction, 1 Front Grip, 12 Spacers, 3 Top Caps, 3 Screw Covers
PTHD-ASY-XLG-C	ProTrack hardware with extra large screen bar	1 Extra Large screen bar, 1 Bearing Plate, 2 Retaining Nuts, 3 Screws, 1 Alcohol Pad, 1 Electronic Attach-All Tape, 1 Instruction, 1 Front Grip, 12 Spacers, 3 Top Caps, 3 Screw Covers
PT-HD-GRIP-ASY-2	Front Grip Assembly	2 Bearing Plate, 2 Screws, 1 Alcohol Pad, 1 Electronic Attach-All Tape, 1 Instruction, 2 Front Grips, 8 Spacers, 2 Top Caps, 2 Screw Covers
PT-HD-TRK-ASY-C	4' Aluminum Track with hardware	1 Aluminum Track, 5 Screws, 1 Instruction, 5 Bearing Plates
PT-HD-SCNBAR-XS	7.75" screen bar	1 Extra Small screen bar
PT-HD-SCNBAR-S	12" screen bar	1 Small screen bar
PT-HD-SCNBAR-M	14" screen bar	1 Medium screen bar
PT-HD-SCNBAR-L	16" screen bar	1 Large screen bar
PT-HD-SCNBAR-XL	17" screen bar	1 Extra Large screen bar

IMPORTANT USER NOTE

Complete product installation requires the following: minimum of 1 Aluminum Track, minimum of 1 Screen Bar Assembly

For further information please reference INST-PT-HD-TRK. Specifications subject to improvement or change without notice. Copyright © 2007 Protex International Corp. Certain product names mentioned herein may be trade names and/or registered trademarks of Protex International Corporation.



SS-PT-2/07